

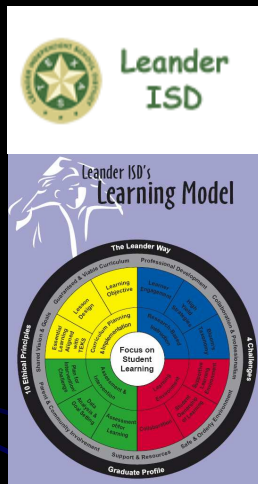
2007 L.I.S.D.

Citizens Bond Advisory
Steering Committee
RECOMENDATION
to the L.I.S.D.

Board of Trustees

Aug. 16, 2007

Mayor Pro-Tem Vic Villarreal
Mr. Greg Grounds
Steering Committee Co-Chairs



SUCCESS spoken here



Hannah Grounds

Timeline of Events

Past and Scheduled

June 7, 2007: Board approval of Charters;

June 25, 2007: First CFAC Meeting;

July 24, 2007: CFAC Recommendations to Steering committee;

July 30, 2007: Steering Committee meets to consider Subcommittee recommendations;

Aug. 2, 2007: **Steering Committee update given to Board;**

Aug. 8, 2007: Steering Committee follow-up meeting to finalize recommendation;

Aug. 16, 2007: Final Steering Committee recommendation to Board;

Aug. 30, 2007: Board considers whether to call election; if so determines final amount to be placed on ballot

Nov. 6, 2007 : Bond Election Day.

Subcommittee Members

High School

| | |
|------------------|-----------------|
| Lesie Alger | Caroline Branca |
| Margie Buszinski | Helen Clark |
| Debbie Donohue | Dennis Farris |
| Kimberly Gordan | Nancy Jones |
| Carol Keith | Cindi Pace |
| Marci Pearce | Gail Rodriguez |
| Karen Rolfe | Melanie Timbs |
| Kristina Tirloni | Kathy Walling |

Middle School

Carol Browning
Michelle Helmers
David Hill
Lois Wagoner
Sandra Stewart
Jeanne Kuhn
Patrick Girard
Clint Pruet

Elementary School

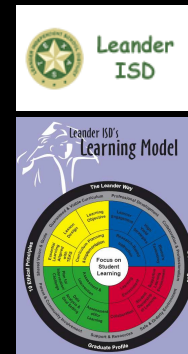
Sue Borenstein
Karen Fitzpatrick
Kim Skelton
Barbara Staments
Kris Troxell
Eric Haug
Rich Burnight
Booby Kincaid
Chris Narendorf
Brad Pfluger
Beck Wolfenbarger

Technology

Ron Abruzzese
Andy Townsend
Veronica Ayala
Marty O'Niell
David Palumbo
Lorraine Sanders
Scott Monroe

Ancillary

John Alger
Barbara Coleman
Cathy Collins
Chuck Fields
Ann Zeeck
Richard Templeton



Steering Committee Members

Co-Chairs

Vic Villarreal
Greg Grounds

2007 Bond
Steering Committee
Meetings

Members

Allen Kaplan
Ray Cowperthwaite
Lynda Haywood
Mark McHarque
Erika Mittag
Don Moore
Jim Nosler
Charlie Rouse
Celeste Simons
Stephen Thomas
Scott Wall

June 25, 2007
Initial CFAC meeting
July 24, 2007
Subcommittee Presentations
July 30, 2007
Steering Committee Deliberations
Aug. 2, 2007
Update to Board of Trustees
Aug. 8, 2007
Final Steering Committee Deliberations
Aug. 16, 2007
Final Recommendation Delivered to
Board of Trustees

CFAC – Steering Committee Charter - 2007

General Description:

CFAC Steering Committee – to develop a three to five year facility plan to meet the needs of this fast-growing school district. Facility considerations will include advising the Board on the number of buildings needed, by when, and recommend ancillary space (such as athletic, science, arts, and other support spaces) including technology infrastructure.

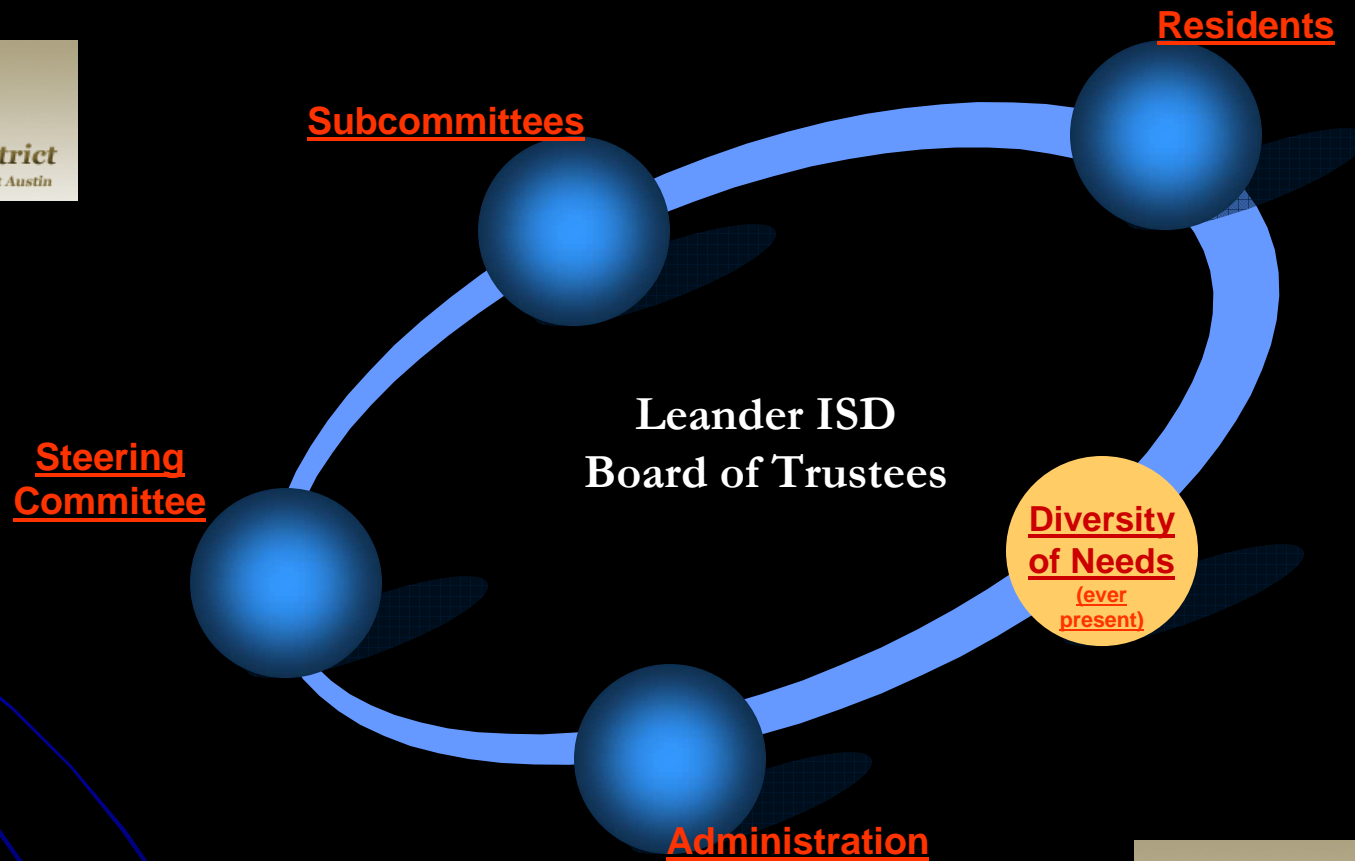
Expected Results:

- 1) Develop timeline for committee's efforts, consistent with established bond election dates;
- 2) Subdivide into areas of interests, soliciting subcommittee members representatives of the community
- 3) Coordinate and facilitate recommendations, including cost estimates, from citizens' facility advisory subcommittees for the Board
- 4) Consider subcommittee recommendations and make final recommendation to the Board of Trustees.

Boundaries:

- > Bond Election Date is planned for November 6, 2007;
- > Committee and subcommittees will use demographic and curricular information provided by the District;
- > The committee should not make specific location recommendations for facilities, but may make recommendations as the most advantageous area for facilities to be located
- > Current grade level configurations per building are to be used (elementary, middle, high)

Participants: Proposed 2007 Bond



SUCCESS spoken here


Considerations, Stakeholders and Engagement

Internal Drivers

Curriculum
& Vision

Residents
Communities

Students



Board
Leadership

Learning
Model

Cities/MUDs
Neighborhoods



Juliana & Mickey
Villarreal
(Naumann Elementary)

Faculty

LISD
Ethical
Principles

Businesses



Alex Grounds

Administration

Regional
Partnerships

Facilities

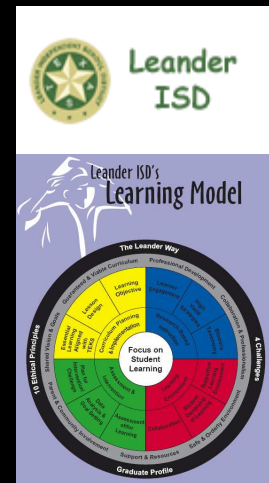
ACC

Support

Advocacy
Groups

Leander ISD Vision

Every student is encouraged, supported, and challenged to achieve the highest levels of knowledge, skills, and character.



Daily Student Engagement Factors

Steering Committee Rationales

Requested by Residents, Diversity of Needs, Various Realities, Opportunity

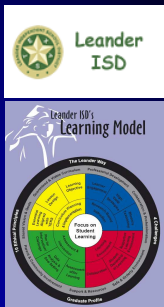
Requested by Residents:

Committee understands this bond process was strongly requested / initiated by residents;

Understood the District's desire to respect and act quickly – Dist. has acted within 6 Mo. [May -Nov.] after this years' May election with; bond committee formation, recommendations, & possible bond election in Nov.

Respect for Residents/Voters – Committee understands voters' need to address the current totality of the districts' needs – from bond to bond.

Diversity of Needs:



Committee has determined that this Bond proposal needs to show **the diversity of needs** from throughout the entire district, from region to region and from group to group.

The Committee understands that there are multiple stakeholders with differing needs and a **total needs assessment** is appropriate. The Committee recommendation will strive to include the diversity of needs from the entire district.

Steering Committee Rationales, Cont.


Realities: Political,
Needs,
Projections:

Bond committee understands that **political realities** also exist from among District residents;

Bond Committee understands that sensitivity from among different **needs realities** are also ever present - as with the occurrence of on-going yearly school boundary debates. Additionally, the existence of real and sustained **high dist. growth rates** create tangible need realities as well.

Committee also understands that growth **projections** suggest sustained high growth/enrollment rates for **many** years to come (a reality we all understand).

Opportunity: The Steering Committee (and Subcommittees) acknowledge that there exist a valuable opportunity on the table, right now, to address the people's requests, district realities, and to do so in a timely and diversified manner in order to ensure student success.



Conclusions:

Given these various rationales the Steering Committee has determined the following action:

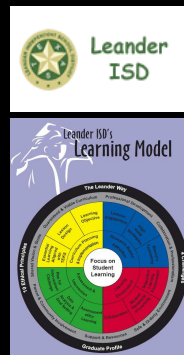
> **A 3 year scope/plan for a Nov. Bond is needed.**

3 year plan is consistent with Charter – “*Develop a three to five year facility plan*”

Steering Committee's Philosophy:

*To continue and ensure L.I.S.D.'s
excellence with a
“Pipeline of Progress”*

● (Statement by Committee Co-Chair, Mr. Greg Grounds)





Final

**2007 L.I.S.D.
Citizens Bond Advisory
Steering Committee**

**Recommendation
Per line item**



SUCCESS spoken here





High School Recommendation Highlights:

SUCCESS spoken here

Full funding for HS #5 and #6, land for #7, New Athletic Stadium(s), and Improvements to Bible Stadium: \$309,169,644

| Recommendation | Subcommittee Recommendations 7/24/07 | Administrative Recommendations 7/30/07 | Steering Committee Recommendations As of June 30 | Admin/Steering Amt Variance | Notes |
|--|---|---|---|-----------------------------|---------------------------------------|
| High School | | | | | |
| Tier I: | | | | | |
| Design, Construction, and Furnishings for HS#5 | \$ 260,236,510 | \$ 117,609,206 | \$ 117,609,206 | | Growth rate reality & geographic need |
| Design, Construction, and Furnishings for HS#6 | \$ - | \$ 7,730,805 | \$ 141,536,747 | \$ 133,805,942 | Future cost concerns & growth need |
| Land for HS# 7 | \$ 8,155,691 | \$ 8,155,691 | \$ 8,155,691 | | Land price concern |
| 4 X 4 (Science Labs) | \$ 22,803,430 | \$ - | \$ - | | |
| Athletics (New Stadium) | \$ 31,800,000 | | \$ 31,800,000 | \$ 31,800,000 | Quality of life |
| Athletics - Road improvements to Park St | | | \$ 1,400,000 | \$ 1,400,000 | |
| Athletics (Bible Stadium Improvements Only) | \$ 8,298,000 | \$ 8,298,000 | \$ 8,298,000 | | Safety & Quality concerns |
| CATE (RHS Automotive Only) | \$ 691,880 | \$ 370,000 | \$ 370,000 | | Program need |
| NHHS | \$ - | \$ - | \$ - | | |
| Subtotal Tier: I | \$ 331,985,511 | \$ 142,163,702 | \$ 309,169,644 | | |
| Tier II: | | | | | |
| Athletics | \$ 2,096,924 | \$ - | \$ - | | |
| Subtotal Tier: II | \$ 2,096,924 | \$ - | \$ - | | |
| Tier III: | | | | | |
| CATE | \$ 870,000 | \$ - | \$ - | | |
| Fine Arts | \$ 207,031 | \$ - | \$ - | | |
| Subtotal Tier III: | \$ 1,077,031 | \$ - | \$ - | | |
| High School Subtotal | \$ 335,159,466 | \$ 142,163,702 | \$ 309,169,644 | \$ 167,005,942 | |

Steering Committee recommends the total dollar amount, \$31.8M, for a stadium or multiple stadiums – as preferred by the Board of Trustees



Middle School Recommendation Highlights :

SUCCESS spoken here

Construction and Access Road (design) for MS #8, and land for MS #10, #11,
and major maintenance needs

\$57,884,101

| Recommendation | Subcommittee Recommendations 7/24/07 | Administrative Recommendations 7/30/07 | Steering Committee Recommendations | Admin/Steering Amt Variance | Notes |
|---|---|---|------------------------------------|-----------------------------|--|
| Tier I: | | | | | |
| Construction for MS#8 | \$ 49,443,162 | \$ - | \$ 47,233,517 | \$47,233,517 | Within 3 year scope |
| MS#8 Access Road (design & construction) | \$ 2,500,000 | \$ 500,000 | \$ 2,500,000 | \$ 2,000,000 | Funding need commensurate with construction recommendation |
| Land (MS#10 & #11) | \$ 7,350,584 | \$ 7,350,584 | \$ 7,350,584 | | Land Price concerns |
| MM | \$ 815,000 | \$ 800,000 | \$ 800,000 | | Major Maintenance needs |
| Total Tier: I | \$ 60,108,746 | \$ 8,650,584 | \$ 57,884,101 | | |
| Tier II: | \$ - | \$ - | \$ - | | |
| Construction for MS#9 | \$ 57,032,311 | \$ - | \$ - | | |
| Total Tier: II | \$ 57,032,311 | \$ - | \$ - | | |
| | | | \$ - | | |
| Middle School Subtotal | \$ 117,141,057 | \$ 8,650,584 | \$ 57,884,101 | \$ 49,233,517 | |



Elementary School Recommendation Highlights :

Construction and Furnishings for 5 Elementary schools

(#23, 24, 25, 26, 27), Road access, Design for 5 Elementary schools

(#23, 26, 27, 28, 29), land banking (acquisition) for 6 Elementary schools

(#29, 30,31, 32, 33, 34), HVAC repairs, ES Security platform. **\$160,476,073**

SUCCESS spoken here

| Recommendation | Subcommittee Recommendations 7/24/07 | Administrative Recommendations 7/30/07 | Steering Committee Recommendations | Admin/Steering Amt Variance | |
|--|---|---|------------------------------------|-----------------------------|--|
| Elementary | | | | | |
| Construction & Furnishings for 7 Elementary #23, 24, 25, 26, 27, 28, 29. | \$ 185,123,927 | \$ - | \$ - | | |
| Construction & Furnishings for 5 Elementary #23, 24, 25, 26, 27 | \$ - | \$ 73,747,706 | \$ 128,786,393 | \$ 55,038,687 | Consistent with three year growth rate |
| Road access for elementary school | | | \$ 2,800,000 | \$ 2,800,000 | |
| Design for 7 Elementary #23, 26, 27, 28, 29, 30, 31. | \$ 10,046,635 | \$ - | \$ - | | |
| Design for 5 Elementary #23, 26, 27, 28, 29 | \$ - | \$ 3,960,299 | \$ 6,914,830 | \$ 2,954,531 | Consistent w/ Growth rate |
| Land for 6 Elementary Schools #29, 30, 31, 32, 33, 34 | \$ 11,074,850 | \$ 5,323,462 | \$ 11,074,850 | \$ 5,751,388 | Land price concerns |
| Renovation/Repairs to Existing Schools | \$ 12,604,000 | \$ - | \$ - | | |
| Renovation/Repairs to Existing Schools (HVAC at Whitestone & Mason) | \$ - | \$ 9,400,000 | \$ 9,400,000 | | Student Quality matter |
| Security Projects | | | \$ 1,500,000 | \$ 1,500,000 | Student Safety and Consistency matter |
| Elementary School Subtotal | \$218,849,411 | \$92,431,467 | \$160,476,073 | \$68,044,606 | |

Technology Recommendation Highlights:

SUCCESS spoken here



Instructional Technology, New Campus upgrades for ITLT (Instructional Tech Leadership Team), Computer replacement, Data warehouse, Telecommunications and Fiber Optic infrastructure. \$ 22,816,133

| Recommendation | Subcommittee Recommendations 7/24/07 | Administrative Recommendations 7/30/07 | Steering Committee Recommendations | Admin/Steering Amt Variance | Board Plan for Election |
|---|---|---|------------------------------------|-----------------------------|--|
| Technology | | | | | |
| Instructional Technology Plan Implementation | \$ 11,642,391 | \$ 7,700,000 | \$ 11,600,000 | \$ 3,900,000 | Class room tech. enhancements |
| Upgrade of New Campuses to ITLT Plan (EL#23, 24, 25 & HS#5) | \$ - | \$ 2,243,000 | \$ 2,243,000 | | Expand ITLT to needed campus locations |
| Computer Replacement Plan | \$ 4,000,000 | \$ 2,670,000 | \$ 4,000,000 | \$ 1,330,000 | Consistent with 5 year replacement cycle 50% already comes from yearly Op. Budget (5 yr. = \$8M) |
| Data Warehouse | \$ 2,000,000 | \$ - | \$ 2,000,000 | \$ 2,000,000 | Data Consolidation Need – will reduce long-term data expense |
| Telecommunications | \$ 1,100,000 | \$ 1,100,000 | \$ 1,100,000 | | Consolidate and connect district wide systems |
| Fiber Optic Network | \$ 1,873,133 | \$ 1,873,133 | \$ 1,873,133 | | ” “, enhancement |
| Technology Subtotal | \$ 20,615,524 | \$ 15,586,133 | \$ 22,816,133 | \$ 7,230,000 | |




Ancillary Recommendation Highlights:

SUCCESS spoken here

**Support Services expansion, Capital Equipment (new Busses),
Existing Dist. Facility Utilization, \$ 7,659,783**

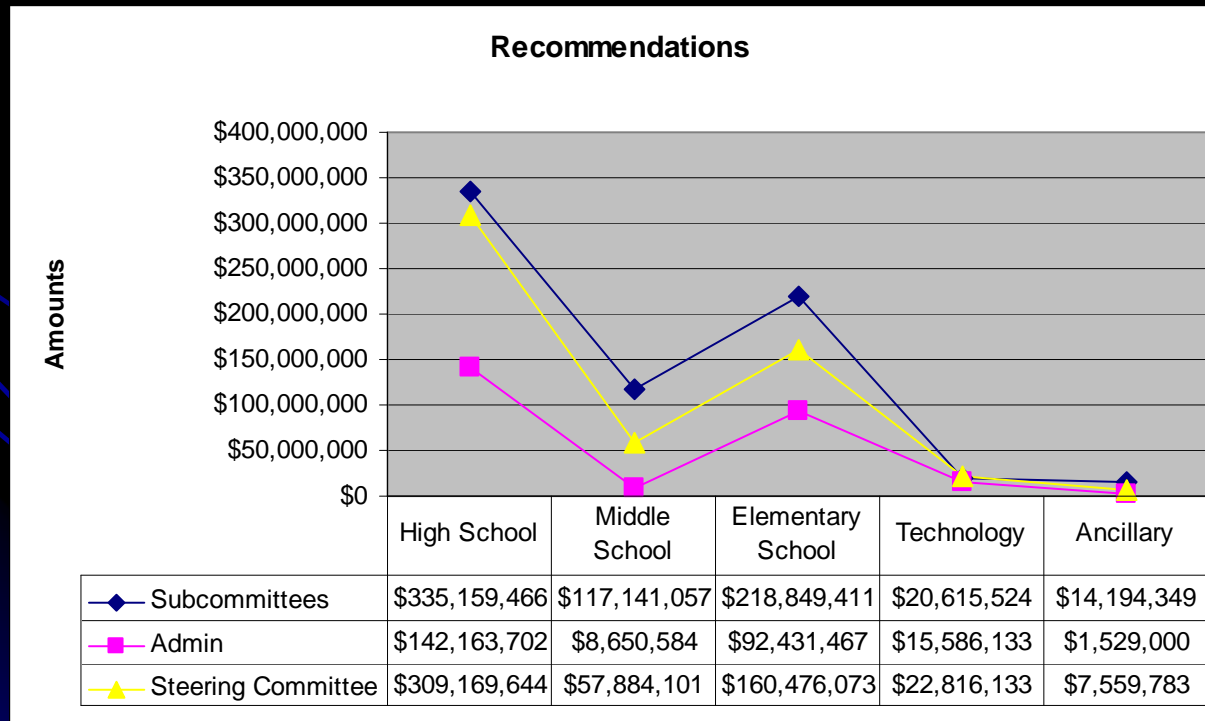
| Recommendation | Subcommittee Recommendations 7/24/07 | Administrative Recommendations 7/30/07 | Steering Committee Recommendations | Admin/Steering Amt Variance | Notes |
|--|--|--|---------------------------------------|--------------------------------|--|
| Tier I: | | | | | |
| Expansion of Support Services | \$ 2,875,000 | \$ - | \$ 2,875,000 | \$ 2,875,000 | Increase of Physical warehouse, parking and office space |
| Additional Parking (60 spaces) | \$ 100,000 | \$ - | \$ 100,000 | | For Support services |
| 2 nd story shell cost | \$ 1, 555,000 | \$ - | \$ - | | |
| Administration/Instructional Space | \$ 840,000 | \$ - | \$ - | | Digital storage, Reconfiguration of admin complex for additional offices |
| Existing District Facility Utilization | \$ 2,519,000 | \$ 1,529,000 | \$ 2,519,000 | \$ 990,000 | Reconfiguration of existing Bldgs. facilities for office space |
| Capital Equipment | \$ 4,457,349 | \$ - | \$ 2,165,783 | \$ 2,165,783 | Bus replacement & Portables |
| Subtotal Tier I | \$ 12,346,349 | \$ 1,529,000 | \$ 7,659,783 | | |
| Tier II: | \$ - | \$ - | \$ - | | |
| Support Services | \$ 1,848,000 | \$ - | \$ - | | |
| Subtotal Tier II | \$ 1,848,000 | \$ - | \$ - | | |
| Ancillary Subtotal | \$ 14,194,349 | \$ 1,529,000 | \$ 7,659,783 | \$ 6,130,783 | |



Comparison of Totals Recommendations

SUCCESS spoken here

| | Subcommittee Recommendations 7/24/07 | Administrative Recommendations 7/30/07 | *Steering Committee Recommendations 7/30/07 | Admin/Steering Amt. Variance |
|---------------------|---|---|--|------------------------------|
| GRAND TOTALS | \$ 705,959,807 | \$ 260,360,886 | \$ 558,005,734 | \$ 297,644,848 |



Enrollment Figures

Highest Growth Districts of 15,000+ Students
(Source: Chris Russell, M.S. – Demographer, PASA)

| Rank | District | State | Enrollment Fall of 1990 | Enrollment Fall of 2000 | Enrollment Fall of 2004 | Percent Change 2000-2004 |
|--|--------------------------|-----------|-------------------------|-------------------------|-------------------------|--------------------------|
| Districts with more than 15,000 students | | | 16,907,522 | 20,230,241 | 21,144,745 | 4.52% |
| 1 | Frisco ISD | TX | 1,310 | 7,234 | 16,190 | 123.80% |
| 2 | Cleveland County Schools | NC | 8,131 | 9,663 | 17,480 | 80.90% |
| 3 | Plainfield School | IL | 3,324 | 11,986 | 21,596 | 80.18% |
| 4 | Mansfield ISD | TX | 7,570 | 14,888 | 23,069 | 54.95% |
| 5 | Murrieta Valley Unified | CA | 3,990 | 12,065 | 18,677 | 54.80% |
| 6 | McKinney ISD | TX | 4,703 | 12,000 | 18,047 | 50.39% |
| 7 | Keller ISD | TX | 8,212 | 17,083 | 23,756 | 39.06% |
| 8 | Loudoun County | VA | 14,485 | 31,804 | 43,975 | 38.27% |
| 10 | Leander ISD | TX | 5,419 | 14,499 | 19,945 | 37.56% |

Projected Enrollment:

(Source: Sept. 7, 2006, Leadership LISD presentation)

2007 = 26,475

2008 = 28,895

2015 = 50,885

} 2,420 student increase

Projected need by 2015:
15-17 EL, 5 MS, 3 HS

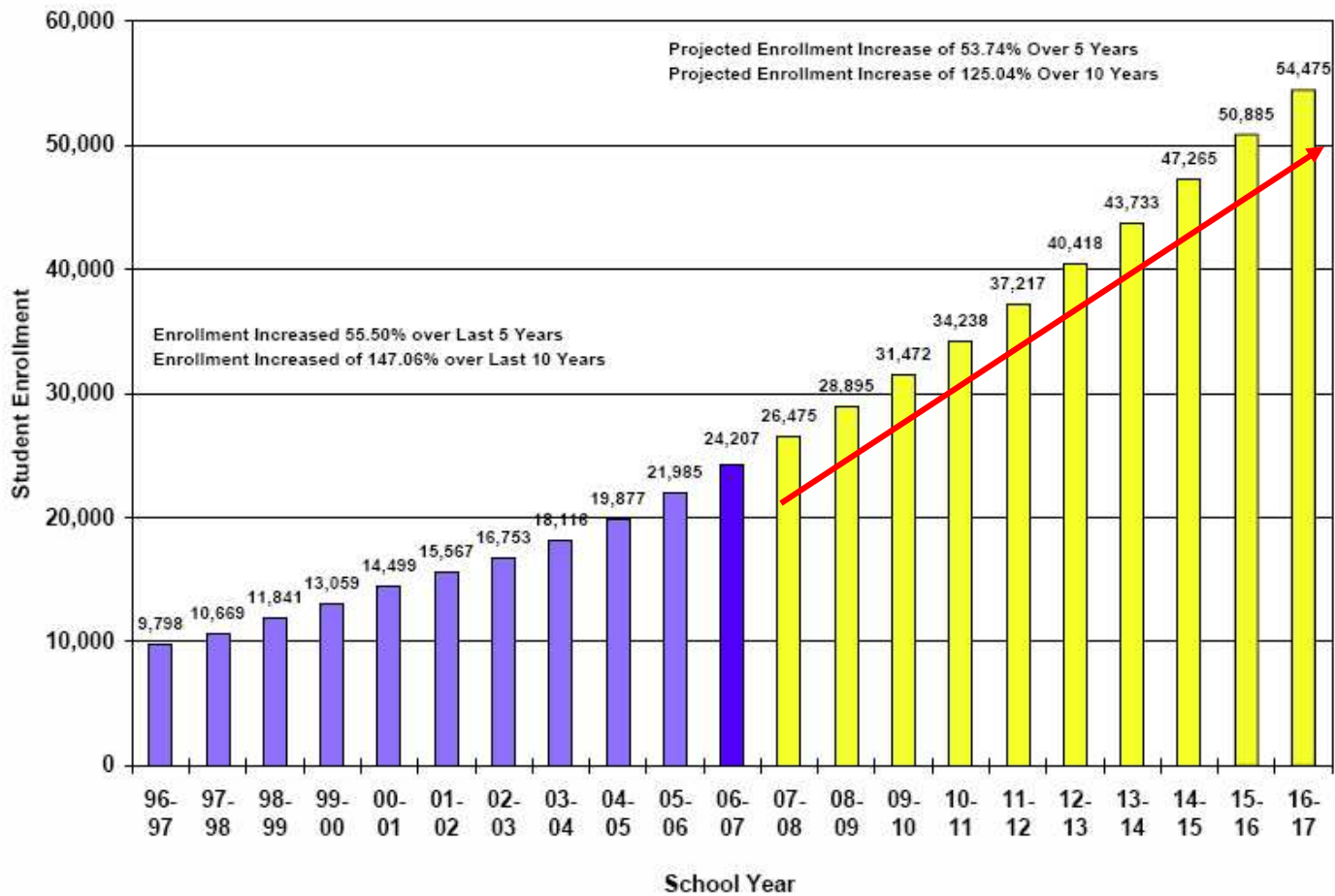
This Recommendation addresses, in some measure, 6 EL, 3 MS, 3 HS; accentuating the philosophy of delivering a "Pipeline of Progress"

Houston
 superintendent wants \$805 million bond vote

Denton
 prepares for \$280 million bond election

Fort Worth ISD
 bond election will top \$593 million

Sugar Land
 anticipating \$490 million bond vote



Opportunity:
 Understanding
 the
 “Big Picture”
 and Plan for
 the Future.

From the
2007 L.I.S.D.
Citizens Bond Advisory
Steering Committee
Thank you,
For this opportunity to serve the District.

